










RECYCLING RULES or THE HANDY DANDY EASY 3-STEP RECYCLING GUIDE

PLASTIC BOTTLES AND CONTAINERS

1. Look at bottom or label of container, if it does not have one of these symbols:  or a  throw it in the garbage. If it does display a  or a  continue.
2. Remove the lid and throw it away!!!!
3. Rinse thoroughly, ESPECIALLY SOAP, FOOD AND MILK CONTAINERS.

If you are a serious recycler, containers with a narrow neck and the symbols  can be recycled at the dump.

TIN CANS

1. Open can and use contents.
2. Remove label.
3. RINSE THOROUGHLY.

ALUMINUM CANS

1. Savor beverage of choice.
2. Do not crush empty can.

GLASS BOTTLES AND JARS

1. Open glass bottle or jar.
2. If the lid is plastic, throw it in the garbage. If the lid is metal, put it in the recycling bin. Remove METAL rings or wine wrappers.
3. If glass bottle or jar contained food or substantive beverage (ie: tomato juice) rinse thoroughly.

CORRUGATED CARDBOARD

1. Open box.
2. Remove contents and enjoy new possession.
3. Open other end of box and flatten.

OTHER PAPERS

All of the following papers can be put into one bag or box and recycled together:

Newspapers, magazines, other shiny paper, phone books, paper egg cartons, junk mail, cereal box/cake mix/12-pack type cardboard, manila envelopes, office paper which includes any white or pastel paper such as Xerox paper, computer printouts, Post-it notes, phone bills, envelopes (plastic windows are O.K.), cash register tape, notebook paper, legal pad paper, etc. No tissue paper or paper towels. They are garbage.

What else is recyclable?

Tires, car batteries, drain oil, antifreeze, major appliances, old phones, very clean aluminum foil, anything metal, phone books, florescent bulbs, computers, some plastic bags and brown paper grocery bags. Each of the above recyclable's is a separate material and must be kept separate from other recyclable's.

We accept paint for a fee, however, you are encouraged to deal with Hazardous Materials through the Clean Sweep program. Contact the MRF for times and places.

What is not currently recyclable on Madeline Island?

Little plastic dealies off of orange juice cans, light bulbs, broken dishes and glasses, aluminum foil covered in food and plastic bags. All garbage brought to the MRF must be in clear plastic bags.

Your cooperation will be greatly appreciated by the MRF staff and your children and grandchildren.

Town of LaPointe

Recycling Guide



MATERIAL RECOVERY FACILITY HOURS

Off-Season Hours

Monday, Wednesday, Saturday
8:30 a.m. - 2:30 p.m.

Memorial Day through Labor Day
Saturday, Sunday, Monday, Wednesday
8:30 a.m. - 2:30 p.m.
Closed Tuesday, Thursday and Friday

A WORD ABOUT OUR UNIQUE COMMUNITY

The Town of LaPointe, Madeline Island, is now operating a material recovery facility (MRF – pronounced murf.) What this means is that we not only accept recyclables, but also process and ship them to their final destination. Your help in following the rules of recycling will be greatly appreciated.

Last year the Town of LaPointe spent \$40,000 removing 350 tons of garbage from Madeline Island – 2,000 pounds of garbage every day of the year. Almost everything that is disposed of as garbage or recyclables is brought here by water, air or over ice by individuals or businesses. As a MRF operator, the Town of LaPointe must process recyclables for shipment off Madeline Island and transport garbage to an approved landfill in central Wisconsin. We are one of the few communities of which this is true. If we all begin thinking before bringing things to the Island that will end up as garbage, we will be accomplishing at least three things:

1. It will save our planet from unnecessary packaging and other garbage that is being landfilled.
2. It will save property taxpayers, residents, businesses and visitors money spent on removing unnecessary garbage from the Island.
3. It will personally save us from dragging all that unnecessary garbage to the MRF every week.

REDUCE AND REUSE

This brochure is full of “reduce, reuse and recycle” ideas: ways to reduce the amount of garbage each of us generates and helpful hints to aid in following the rules of recycling.

- Buy things in recyclable packages or with a minimum amount of packaging.
- Politely ask sales clerks not to “bag” minimal items.
- Buy a reusable grocery bag and actually remember to use it.
- Buy groceries and pack them in cardboard boxes. Reuse the box several times to bring recyclables to the MRF; recycle the box when it is no longer useful.
- Buy things in reusable containers. Glass jars make great mouse proof containers and are not a great money maker in the recycling business.

“ISLAND EXCHANGE” it.

We accept many items at the MRF for the Island Exchange. Almost anything that can be reused by another person is acceptable: clothing, windows, toys, large pieces of sheetrock, dishes, small appliances that work, yarn and kitchen utensils.

Volunteers Needed!

COMPOST! All vegetable matter is compostable and makes wonderful fertilizer. See the MRF staff for more detailed information on composting.

“CLOSE THE LOOP.” Look for items that contain recycled materials. Some brands of

bath and kitchen paper products are made of recycled materials. The original draft of this brochure was done in a recycled sketch book. To find out if an item has recycled content, look for this symbol: ♻ or read the label.

RECYCLE (HELPFUL HINTS)

- ◆ Wash your kitchen recyclables when you do your dishes.
- ◆ Rinse out that shampoo bottle when you take a shower; use the residual soap to wash your hair another two to three times.
- ◆ Keep your recycling bins separate from your garbage can. This prevents visitors from accidentally pitching garbage into recyclables and vice versa.
- ◆ Post “THE RULES” of recycling in a prominent place in your home. Encourage your house guests and children to help in following the rules.
- ◆ Keep your most common recyclables separate from others. For example, if you drink a lot of canned beverages, keep aluminum cans separate from everything else. If you drink a lot of bottled beverages, keep glass separate from everything else. This will reduce the time you spend at the MRF sorting your recyclables.

The MRF hours are subject to change. All garbage must be in clear bags. Bags are available for purchase at the MRF and area stores. The charge for garbage is \$3 per 33 gallon bag. A smaller garbage bag, such as a “tall kitchen” size bag will also be charged as a 33 gallon bag. The purchase and use of a punch card will reduce this fee to \$2.40 per 33 gallon bag. There will be a 40 pound limit for each bag. Bags exceeding this weight will be charged accordingly. There is also a fee for computers. There is also a per yard fee for construction debris and metal. **Please don't hesitate to call with questions at 715/747-5715.**