

**TOWN OF LAPOINTE**  
**RESOLUTION #2024-0312 F**  
Amending Resolution #2023-1212 (C)  
**AMEND 2024 FEE SCHEDULE TO INCORPORATE MADELINE ISLAND FERRY**  
**INC. LOCAL TARIFF NO.33 AND PARCEL DELVIERY RATES**

**THE TOWN OF LA POINTE RESOLVES AS FOLLOWS:**

**Whereas:** The 2024 Fee Schedule was adopted on December 12<sup>th</sup>, 2023.

The 2024 Fee Schedule became effective on January 1, 2024.

The 2024 Fee Schedule was prepared in accordance with Wisconsin § 66.0627 and § 66.0628.


The 2024 Fee Schedule, titled "Zoning Permit Fees" under long term rental was amended on February 27<sup>th</sup>, 2024.


**Therefore:** be it resolved that the 2024 Fee Schedule be amended to incorporate the Madeline Island Ferry Line Local Tariff No. 33 and the attached Parcel Delivery Rates.


**All other fees in the 2024 Fee Schedule remain in place.**


This resolution was duly passed and adopted this 12<sup>th</sup> day of March 2024.

  
\_\_\_\_\_  
Glenn Carlson, Chair

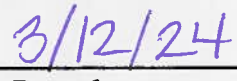
  
\_\_\_\_\_  
Michael Anderson, Supervisor


  
\_\_\_\_\_  
Aimée Baxter, Supervisor

  
\_\_\_\_\_  
Sue Brenna, Supervisor

  
\_\_\_\_\_  
Samantha Dobson, Supervisor

  
\_\_\_\_\_  
Clerk Attest

  
\_\_\_\_\_  
Date Passed

  
\_\_\_\_\_  
Date Posted

**TOWN OF LA POINTE**  
**2024 SCHEDULE OF FEES EXHIBIT A**  
 Approved by Town Board on 12/12/2023, *amended 2/27/24*  
 Items require sales tax unless charge notes that sales tax is included

**AIRPORT**

**Tie Down Fees**

|                        |   |
|------------------------|---|
| Annual Tie-Down Permit | \$210.00 plus sales tax   |
| Nightly Tie-Down Fee   | \$15 (\$30 if not paid before departure);<br>for "under wing" camping, \$30 (\$60 if not paid before departure).<br>Includes sales tax. |

**Extended Parking Permit Town Lot A**

|                              |                         |
|------------------------------|-------------------------|
| Summer: 6 months 5/1 - 10/31 | \$100.00 plus sales tax |
| Winter: 6 months 11/1 - 4/30 | \$100.00 plus sales tax |
| Annual: 12 months 5/1 - 4/30 | \$150.00 plus sales tax |

**Industrial Zone Leases 4,250 sq. ft. annual Leases**

\$941.75 plus 2023 CPI-U

**Hangar Leases**

|                           |                                 |
|---------------------------|---------------------------------|
| Per square foot of hangar | \$0.62453779416 plus 2023 CPI-U |
| Month-Month               | \$240 per month                 |

**DOG LICENSE FEES**

|                     |  |
|---------------------|--|
| Neutered/Spayed     | \$5.00   |
| Unneutered/Unspayed | \$10.00  |
| Kennel License      | \$50.00 for 12 dogs. Excess of 12 dogs: \$5.00/dog |

**DOCK**

|   |                       |
|---|-----------------------|
| Use of Town Dock ( <i>not for Town material</i> ) | \$0.20/ton off loaded |
|---|-----------------------|

**AMBULANCE SERVICE**

|  |  |
|--|--|
| Ambulance Base Charge                      | \$1,400.00   |
| Loaded Mileage                             | Determined by Medicare   |
| Non-Transport Charge (if vitals are taken) | \$250.00   |
| General Lift Assist ONLY                   | \$150.00   |
| Intercept with Ashland Fire Dept           | Billed by City of Ashland  |
| Loaded Mileage                             | Billed by City of Ashland  |
| Special Event Charges                      |  |
| 1 Ambulance, 2 EMT's for 4-hour event      | \$400.00   |
| Additional EMT/EMR for 4-hour event        | \$90.00 for each additional EMT<br>\$75.00 for each additional EMR                   |
| Additional EMT/EMR for event over 4 hours  | \$90.00 per hour for each additional EMT<br>\$75.00 per hour for each additional EMR |

**FIRE DEPARTMENT**

|                             |  |
|-----------------------------|--|
| Ice Rescue                  |  |
| Husky Windsled and Operator | \$400.00/hour plus personnel<br>\$250.00 for each additional hour  |
| Personnel                   | \$60.00/hour for each officer<br>\$50.00/hour for each EMT<br>\$50.00/hour for each Ice Rescue person<br>\$200/hour for each Windsled Operator<br>\$10.00 per year Burning Barrel Permit Fee<br>\$0.03/gallon; \$200 minimum |
| Outdoor and Refuse Burning  |  |
| Water Services              |  |

**FINANCE AND TAXATION**

|  |   |
|--|---|
| Accommodation Tax Permit   | \$20.00   |
| Accommodation Tax due quarterly  | 8.0% of accommodation rental  |
| Delinquent Accommodation Tax Returns   | \$50.00 late filing fee plus a penalty of 10% of the tax due                |
| Revocation or suspension of tax permit   | \$50.00 for renewal of revoked or suspended permit                          |
| Returned check charge  | \$50.00 (may also be subject to other penalties or fees as provided by law) |
| Tax-Exempt Filing Fee (all tax-exempt properties except for a church)  | \$20.00 filing fee per parcel   |
| Late Tax-Exempt Filing Fee   | \$100.00 late fee if not remitted by March 31                               |
| Administrative billing costs (not for routine billing such as permits, leases, public record requests, etc.) | 4.5% of the amount billed or \$10.00 whichever is greater                   |

**GREENWOOD CEMETERY**

|   |                    |
|---|--------------------|
| Burial (Vault)  |                    |
| May 1 - Oct. 31 (Sexton: \$500.00; Town: \$1,000.00)  | \$1,500.00         |
| Nov. 1 - Apr. 30 (Sexton: \$550.00; Town: \$1,200.00) | \$1,750.00         |
| Burial (Cremains) excavation up to 18" x 18" x 18"    |                    |
| May 1 - Oct. 31 (Sexton: \$200.00; Town: \$200.00)    | \$400.00           |
| Nov. 1 - Apr. 30 (Sexton: \$250.00; Town: \$300.00)   | \$550.00           |
| Excavations larger than 18" x 18" x 18"               | \$50.00 additional |
| Burial Plot   | \$750.00/gravesite |
| Deed Transfers  | \$25.00            |

**INTOXICATING LIQUOR AND FERMENTED MALT BEVERAGES**

|   |   |
|---|---|
| Special Town Board meeting specifically for review/decision/issuance of liquor license applications including: Class "A", "Class A", Class "B", "Class B", Reserve "Class B", "Class C", operators or provisional operators license | \$200.00  |
| §125.25 Class "A" Retail sale of Fermented Malt Beverages for consumption off the premise and in original packaging (beer)  | \$200.00 yearly   |
| §125.26 Class "B" Retail sale of Fermented Malt Beverages for consumption on or off the premises (beer)   | \$100.00 yearly   |
| §125.51 "Class C" Retail sale of wine by the glass on the premises  | \$100.00 yearly   |
| §125.51 "Class A" Retail sale of Intoxicating Liquor for consumption off the premises and only in original packages or containers   | \$500.00 yearly   |
| §125.51 "Class B" Retail sale of Intoxicating Liquor for consumption on premises by the glass   | \$500.00 yearly   |
| §125.51 Reserve "Class B" Retail sale of Fermented Malt Beverages (beer) and Intoxicating Liquor by the glass   | \$500.00 yearly   |
| §125.51 "Class B" license for a full-service restaurant with interior seating capacity of 300 or more persons   | \$500.00 yearly   |
| §125.26 Temporary Class "B" (Picnic) Beer and/or Wine to be sold at picnics by clubs  | \$10.00 each  |
| §125.17 Provisional Operator license issued to applicants enrolled in responsible beverage-server training course   | \$15.00 yearly  |
| §125.17(4) Temporary Operator License. Issued only to persons employed by or donating their services to nonprofit corporations. Limited to one license per year. Valid from 1 to 14 days  | \$10.00   |
| §125.17 Operator License. License is good for two years   | \$27.00 includes background check   |
| §134.65 Cigarette and Tobacco Products Retail License   | \$100.00 yearly   |
| §125.04 Publishing Fee (Fee presently charged for publishing by the Ashland Daily Press)  | \$25.00 yearly  |
| §125.06 Change of Agent   | \$17.00 includes background check   |
| §66.0433 Non-Intoxicating Beverage License (soda/water)   | \$20.00 yearly for consumption on premises; \$5 yearly for consumption off premises |

**MATERIALS RECOVERY FACILITY**

|   |  |                |
|---|--|----------------|
| Garbage   | \$ 5.00 per 13-gallon bag<br>\$ 7.00 per 20-gallon bag<br>\$10.00 per 33-gallon bag<br>\$12.00 per 55-gallon bag   |                |
|   | <i>Garbage: The bag size will be determined by MRF Attendant</i>   |                |
| Mattresses/Box Springs                              | \$20.00 per single<br>\$25.00 per double<br>\$30.00 per queen<br>\$35.00 per king  |                |
| All Furniture (couch, chair, recliner, table, etc.) | \$35.00 each   |                |
| TVs and Computers less than 30"                     | \$35.00 each   |                |
| TVs and Computers more than 30"                     | \$55.00 each   |                |
| VCR, Radio, DVD & all other electronics             | All Other Electronics - \$1.00 per pound   |                |
| Burn Barrel Contents                                | \$10.00 per 33-gallon container  |                |
| Demolition & Construction                           | Pick-up Load \$160.00<br>One-Ton Truck \$275.00<br>Five-Yard Truck \$450.00  |                |
|   | <i>The amount charged will be at the discretion of the MRF Attendants</i>  |                |
| Scrap Metal   | \$100.00 per pick-up load (depending on weight)  |                |
|   | <i>The amount charged will be at the discretion of the MRF Attendants, who reserve the right to refuse any load larger than a pick-up load.</i>  |                |
|   | <b>MARKET PRICE WILL DETERMINE ACTUAL COST</b>   |                |
|   |  | <b>CURRENT</b> |
| Business Recyclables (must be in clear bags)        |  |                |
| Sorted Recyclables                                  | \$ 5.00 per bag/container  |                |
| Unsorted Recyclables                                | \$20.00 per bag/container  |                |
|   | <i>Only aluminum cans, paper and cardboard will be free</i>  |                |
| Major Commercial Appliances                         | \$50.00 - \$150.00   |                |
| Major Appliances                                    |  |                |
| Refrigerator, Freezer, Etc.                         | \$50.00  |                |
| A/C units   | \$30.00  |                |
| Microwaves  | \$10.00 - \$35.00  |                |
| Lawn Mowers   |  |                |
| Push Lawnmower                                      | \$10 + \$10 if not drained of fluids   |                |
| Riding Lawnmower without tires                      | \$30 + \$10 if not drained of fluids   |                |
| Riding Lawnmower with tires                         | \$80 + \$10 if not drained of fluids   |                |
| Grills  | No fee   |                |
| Excercise bikes/equipment/treadmills                | \$10.00 - \$35.00  |                |
|   | <i>The amount charged will be at the discretion of the MRF Attendants</i>  |                |
| Bicycles  | No fee   |                |
| Boats/Campers                                       | \$25.00 - \$400.00 depending on size   |                |
|   | <i>The amount charged will be at the discretion of the MRF Attendants, who reserve the right to refuse any boat longer than 20 feet. Must contact MRF supervisor prior to bringing a boat or camper to the MRF</i> |                |
| Lead Acid Batteries                                 | \$10.00  |                |
| Tires with or without rims                          | \$20.00  |                |
| Drain Oil   | \$1.00 per gallon  |                |
| Oil Filters   | \$1.50 each  |                |
| Fryer Grease  | \$0.50 per gallon  |                |
| Antifreeze  | \$1.50 per gallon  |                |
| Bulk Glass  | \$5.00 per 33-gallon to 55-gallon drum/bag   |                |
| Paint - Haz Mat                                     | \$5.00 - \$50.00/gallon, depending on material   |                |
| Fluorescent tubes                                   | \$3.00 4 feet and under<br>\$5.00 Over 4 feet  |                |
| P.C.B Ballast                                       | \$2.00/pound   |                |
| Non P.B.C. Ballast                                  | \$1.50/pound   |                |
| Punch cards   | \$25 value - \$20.00<br>\$50 value - \$40.00<br>\$200 value - \$160  |                |

*MRF will accept cars, boats, trailers and other large items based on the value of scrap metal.*

**NON MOTORIZED VESSELS (NMV) Annual Fee 7/1/24 - 6/30/25**

|                                |                                      |
|--------------------------------|--------------------------------------|
| New NMV Permit Application     | \$150.00                             |
| Renewal NMV Permit             | \$25.00/permit/year                  |
| Impound Lot                    | \$50.00 hauling fee plus \$25.00/day |
| Commercial NMV Business Permit | \$40.00                              |

**PARK AND REC FACILITY RENTALS**

**Campground Fees**

|                                   |   |
|-----------------------------------|---|
| Tents (no more than 2 tents/site) | \$33.00/night   |
| RVs                               | \$40.00/night   |
| Cancellation charge               | One night's reservation fee for cancellations 7 days or more in advance. Full reservation fee for cancellations less than 7 days in advance. Contact park for future credit on hardship claims. |

**Shelter and Building Rentals**

*Fees waived for nonprofit 501(c)3 organization. Must be listed as La Pointe property owner and submit IRS letter of status. Security deposit required even if fee is*

|                             |   |
|-----------------------------|---|
| Rec Center Shelter          | \$125.00/day plus sales tax                   |
| Rec Center Building         | \$125.00/day plus sales tax                   |
| Russell Park                | \$125.00/day plus sales tax                   |
| Joni's Beach Shelter        | \$125.00/day plus sales tax                   |
| Big Bay Town Park Shelter   | \$125.00/day (four-hour limit) plus sales tax |
| Refundable Security Deposit | \$125.00 plus sales tax                       |

**PRINTING AND COPYING FEES**

|   |   |
|---|---|
| 8 1/2 x 11                                | \$0.35/page includes sales tax  |
| 11 x 17                                   | \$0.50/page includes sales tax  |
| Computer Disks (CDs)                      | Computer Disks or Flash Drives \$10.00 includes sales tax   |
| Fax (outgoing/includes toll-free numbers) | \$0.50/page includes sales tax  |
| Fax (incoming)                            | \$0.35/page includes sales tax  |
| Certified Copies (originals only)         | \$0.25 each page requiring seal   |
| Public Record Requests                    | \$30.00/hour; there shall be no charge for locating a record unless the actual cost to do so exceeds \$50, in which case the cost shall be \$30.00 an hour in accordance with §19.35(3) |

**PRINTING AND COPYING FEES (continued)**

|  |  |
|--|--|
| Copies for Public Records Request  | \$0.33/page (sales tax not charged for public records request) |
| Code of Ordinances<br>(also available on Town website: townoflapointewi.gov) | Computer Disks or Flash Drives: \$10.00 includes sales tax     |

**POLICE DEPARTMENT**

|                      |  |
|----------------------|--|
| Computer Disks       | Computer Disks or Flash Drives: \$10.00 includes sales tax |
| Fingerprinting       | \$10.00  |
| Process Serving      | \$60.00  |
| Vehicle Crash Report | \$5.00   |

**SPECIAL EVENT PERMITS per Chapter 347: Section 347-12(A)(B)**

*Application required for planned events. (Does not include July 4th parade, impromptu events.)*

|                                       |                               |
|---------------------------------------|-------------------------------|
| 2 separate checks: 1 check for permit | Permit \$150.00               |
| 1 check for deposit                   | Deposit \$100.00 (refundable) |

*Note: This permit includes agreement to pay for cleanup, staffing and other costs incurred by the Town for the event, with 50% of anticipated costs due with the permit application.*

**VEHICLES AND TRAFFIC**

|   |   |
|---|---|
| Extended Parking Permit Town Lot A        |   |
| Summer (6 months 5/1 - 10/31)             | \$100.00 plus sales tax   |
| Winter (6 months 11/1 - 4/30)             | \$100.00 plus sales tax   |
| Annual (12 months 5/1 - 4/30)             | \$150.00 plus sales tax   |
| Extended Parking Permit Town Lots R and W | 1 month: \$40 plus sales tax  |
|   | 3 months: \$100 plus sales tax  |
|   | 6 months: \$150 plus sales tax  |
|   | 12 months: \$200 plus sales tax   |
| Impound Lot                               | \$25.00/day for each vehicle, trailer and other personal property                                 |
|   | \$50 hauling fee if done by Town; full towing fee if done by private service. Fee is per vehicle. |

**ZONING PERMIT FEES**

La Pointe Zoning: 715-747-2707

Ashland County and State Sanitary Permits: 715-682-7014

Madeline Sanitary Permits: 715-747-6923

*Administrative costs for warrantless complaints may be assessed to the complainant*

|  |   |
|--|---|
| Town of La Pointe Land Use Permit  | \$75.00 + \$0.30/sq. ft.  |
| Extension (see application)  | \$75.00   |
| Transfer   | \$75.00   |
| Outdoor Seating (for restaurants and other businesses utilizing Town parkland, sidewalks or right of way   | \$200 annually + \$0.25/sq. ft.   |
| County Land Use Permit   | Refer to Ashland County Fee Schedule for land that is within 1,000 feet of the lakeshore  |
| Board of Appeals   | \$750.00  |
| Variance Request   | \$750.00  |
| Conditional Use Permit   | \$750.00  |
| Certified Survey Map   | \$250.00  |
| Petition for Zoning Map/Text Change  | \$1,500.00  |
| Rental Permits   |   |
| Long Term (30 days or more)  | <i>Initial application: \$10 per unit; application when property changes ownership, \$10 per unit. There is not annual renewal fee.</i>                               |
| Short Term (less than 30 days)   | <i>Initial application: \$500 per unit; annual renewal: \$300 per unit. Annual renewal fee is due on or before June 14.</i>   |
| Events (required in specified zoning districts for dwelling units with Short-Term Rental Permit)   | \$125 per event   |
| Rental without a permit  | Fee doubles; fee quadruples upon failure to comply after 30 days' notification  |
| Subdivision Map/Plat Map   | \$500.00  |
| Provide 20 copies plus original  |   |
| Minor Lot Subdivision/Certified Survey Map   | \$250.00  |
| Provide 15 copies plus original  |   |
| Special Meeting of the Town Plan Commission  | \$500.00/meeting  |
| Permits for Other Activities   |   |
| Addition/Alteration  | Requires a Land Use Permit  |
| Change of Land Use   | \$75.00   |
| Fire Number  | \$175.00 (up to two)  |
| Home Business  | \$50.00   |
| Home Occupation  | \$50.00   |
| Land Disturbing Activity   | Requires a Land Use Permit  |
| Long Term Camping Unit   | Requires a Land Use Permit  |
| Move Structures  | Requires a Land Use Permit  |
| Road Access/Driveway Extension   | \$75.00   |
| Signs  | \$75.00   |
| Late Fee Schedule  |   |
| Permit fees double if project begins prior to issuance   |   |
| Permit fees quadruple upon 30 days after notification  |   |
| Project Beginning: Where applicable, project begins at Land Disturbing Activity, which is defined as any man-made change of the land surface including stumping of vegetative cover, excavating, filling, soil deposits and grading but not including agricultural land uses such as planting, growing, cultivating and harvesting of crops; growing and tending of gardens; harvesting of trees; and landscaping. |   |
| Cell Tower:  |   |
| Mobile Tower New Construction Land Use Permit (one-time fee)   | \$3,000.00  |
| Mobile Tower Class 1 Co-Location Land Use Permit (one-time fee)  | \$3,000.00  |
| Mobile Tower Class 2 Co-Location Land Use Permit (one-time fee)  | \$500.00  |
| Zoning Ordinance   | Per-page charge, as established in Printing and Copying Fees. Also available for free on Town website: <a href="http://townoflapointewi.gov">townoflapointewi.gov</a> |
| Comprehensive Plan   | Per-page charge, as established in Printing and Copying Fees. Also available for free on Town website: <a href="http://townoflapointewi.gov">townoflapointewi.gov</a> |
| Uniform Dwelling Code (UDC) / Solar Inspection Fees  | Paid directly to UDC Inspector, as per Estimated Fee Schedule posted on Town website: <a href="http://townoflapointe.gov">townoflapointe.gov</a>                      |

**MADELINE ISLAND FERRY LINE, INC.**

**LOCAL TARIFF NO. 33**

**COMMODITY AND PASSENGERS**

**Between Bayfield, Wisconsin and La Pointe, Wisconsin**

**Issued March 15, 2023 - Effective April 15, 2023**

**Issued by**

**Madeline Island Ferry Line, Inc.**

**La Pointe, Wisconsin**

## 2023 RULES, REGULATIONS AND APPLICATION OF RATES

### No. 5. Application of Rates

The rates herein set forth apply between the Bayfield Ferry Dock and the La Pointe Dock except when weather conditions make temporary use of a substitute dock at Bayfield necessary.

### No. 10. Payment of Charges

All charges shall be paid in cash at time of delivery except when special arrangements are made before acceptance of freight. Charge accounts must be paid in full within 30 days after the end of the month unless special arrangements are made. Customers with accounts over 45 days will not be allowed to purchase or add to the magnetic cards for discount travel (passenger or car). Outstanding MIFL charge account \$ may be taken off a customer's magnetic card balance and visa versa.

### No. 15. Loading and unloading

All freight will be loaded and unloaded promptly but the right is reserved to postpone such operations temporarily if they interfere with the fixed operating schedule of the boat used.

### No. 20. Reservations

Because of the limited capacity of the ferry and because of the uncertainty of weather conditions, the management reserves the right to restrict the number, quantity or size of vehicles or other articles of freight. Management reserves the right to refuse to make any scheduled or special trip because of danger due to weather conditions. Customers responsible for trucks over 25 feet long, a motor coach, or large loads, are requested to call the La Pointe office to reserve space in advance. Reservations do not obligate the company to load the above vehicle in disregard for safety or prudent judgment of the captain.

### No. 25. Taxes

Any transportation tax shall be added to the rate of fare in each instance.

### No. 30 Articles Not Accepted

The following articles will not be accepted for transportation:

- Articles of extraordinary value and/or the transportation of which is prohibited by law.
- Articles or material liable to cause damage to or negatively affect other merchandise or equipment
- Explosives or flammables (except in D.O.T. approved/marked vehicle or containers)
- Articles poorly packaged or which arrive at our terminal in obviously damaged condition
- Items of freight excessive in size or weight
- Vehicles determined unsafe to drive or unsafe to transport due to substandard equipment, weak brakes, leaking fluids, or center of gravity too high for sea state, or excessive size or weight or flammables in large quantities in non-D.O.T. approved containers.
- Unmarked articles or suspicious materials
- Articles for customers with no charge accounts

### No. 35. Display of Rate Schedule

The above rules and the minimum rate schedule shall be made available at ticket booths and in the ferry office at La Pointe.

### No. 40 Minimum charge

The minimum charge on any freight shipment shall be \$5.25.

### No. 45 Freight Storage Charge

Freight other than small packages which can be stored on shelves, may be charged storage at an additional \$5.25 per day beyond day received (\$10/day if oversize +108 combined inches or +50 lb). MIFL is not responsible for items (coming to the Island dock, freight building or to the passenger terminal in Bayfield) not picked up within 2 days.



**2023 PASSENGER FARES****RATE**

|  |               |
|--|---------------|
| Adults and children (12 years and older)                   | 8.50 each way |
| Children 6 to 11 years old                                 | 3.50 each way |
| Children less than 6 years old (when accompanied by adult) | Free          |

**COMMODITY FARES**

|  |               |
|--|---------------|
| Bicycles (Not including rider)                                       | 3.75 each way |
| Bicycle trailer/child bike/ child bike trailer (Not including rider) | 2.00 each way |
| Moped, tandem, motorcycle trailer or side car (driver extra)         | 6.00 each way |
| Motorcycle, canoe, kayak,<br>(driver extra)                          | 8.50 each way |

**NO SNOWMOBILES ON CAR DECK****GROUP RATES (BY RESERVATION ONLY)**

Bus groups, which have 20 or more persons, will be granted a \$.50 discount on each round-trip passenger fare. Any other organized group of 30 or more persons without a vehicle will be granted a \$.50 discount on each round-trip passenger fare. A group must be organized, board as a group and the recognized leader pay all fares in lump sum.

**SPECIAL TRIPS**

Beginning after 7:00 AM or ending before 9:30 PM or during regularly scheduled operation (whichever is earlier) fare plus \$450.00.

Before or after above time parameter, fare plus \$650.00.

If it is necessary for the crew to wait for the customer after the agreed upon time or arrival at the pickup site a charge will be made as follows; first 15 minute lay over free, \$95.00 for each additional 15 minutes of lay over time.

**2023 VEHICLE DESCRIPTION****RATE**

**MOTOR VEHICLES and other vehicles when accompanied by fare paying passenger  
(overall length including hitch, trailer or load extending beyond bumper)**

|  |                |
|--|----------------|
| Automobiles (less than 19 ft in length)*   | 14.50 each way |
| Passenger trucks/SUV's (less than 19 ft in length)*                                | 14.50 each way |
| ATV, sidebyside or Slingshot   | 14.50 each way |
| Truck or other vehicle (less than 22 ft in length)* (No discount on blue mag card) |                |
| Pickup w/dual wheel rear axle (less than 22 ft)*                                   | 21.50 each way |
| Delivery or moving type vehicle (less than 22 ft)*,**                              | 21.50 each way |
| Lumber truck*,**   | 21.50 each way |

Truck or other passenger vehicle 22 ft and less than 25 ft \*,\*\*,\*\*\* 32.00 each way  
(except dump, redi mix or power company truck)

|   |                                     |
|---|-------------------------------------|
| *Plus plow                                    | 6.50 each way                       |
| **Plus load charge (22 ft vehicle and longer) | 11.50 per gross ton(minimum charge) |
| ***Loads over 8 1/2 ft wide                   | 400.00 surcharge each way           |

Truck or tractor/trailer combination (except dump, redi mix, pumper or power company truck)

|                                  |                                     |
|----------------------------------|-------------------------------------|
| 25 ft and less than 30 ft **,*** | 47.00 each way                      |
| 30 ft and less than 35 ft **,*** | 57.00 each way                      |
| 35 ft and less than 40 ft **,*** | 72.00 each way                      |
| 40 ft and less than 45 ft **,*** | 86.00 each way                      |
| 45 ft and less than 50 ft **,*** | 100.00 each way                     |
| 50 ft and less than 55 ft **,*** | 120.00 each way                     |
| 55 ft and less than 60 ft **,*** | 140.00 each way                     |
| 60 ft and less than 65 ft **,*** | 170.00 each way                     |
| 65 ft and less than 70 ft **,*** | 200.00 each way                     |
| 70 ft and less than 75 ft **,*** | 240.00 each way                     |
| 75 ft and less than 80 ft **,*** | 300.00 each way                     |
| Over 80 ft *, **,***             | 330.00 each way +\$12/ft over 80 ft |

|   |                         |
|---|-------------------------|
| Dump truck, single axle (not redi mix truck) **,*** | 60.00 each way          |
| Dump truck, tandem axle (not redi mix truck) **,*** | 80.00 each way          |
| Dump truck, tri axle (not redi mix truck) **,***    | 95.00 each way          |
| Dump truck, quad axle **,***                        | 110.00 each way         |
| Redi mix truck **,***                               | 135.00 each way         |
| Redi mix pumper truck *, **,***                     | priced by equipment ton |

Heavy Equipment, Graders, Tractors, etc\* 11.50 per gross ton

|  |                                     |
|--|-------------------------------------|
| *Plus plow                                     | 6.50 each way                       |
| **Plus load charge ( 22 ft vehicle and longer) | 11.50 per gross ton(minimum charge) |
| ***Loads over 8 1/2 ft wide                    | 2X vehicle and trailer charge       |

Buses (driver and passengers extra) (charges only if reservation made through Mary Ross)

|  |                |
|--|----------------|
| Small Island School bus/vans rated 15 pass or more | 26.00 each way |
| School bus type (rated capacity 30 pass. or less)  | 37.00 each way |
| School bus type (rated capacity 31 pass. or more)  | 48.00 each way |
| Coach type - Square ended                          | 65.00 each way |
| Converted bus (see motor home rates below)         |                |

Note: In Addition to the rates shown relating to the transportation of motor vehicles, a service charge of \$8.50 per unit shall be made, each way, when the unit is not accompanied by fare paying passenger(s)  
 Transportation of motor vehicle without driver at discretion of Captain.

**2023 TRAILER (Utility, cargo, length overall including tractor, hitch, extension beyond bumper load, or machinery)**

|                                       |  |
|---------------------------------------|--|
| Less than 17 ft in length*            | 14.50 each way                             |
| *Load on trailer less than 17 ft      | First ton free                             |
| **Load on trailer over 17 ft          | 11.50 per gross ton (minimum chg)          |
| 17 ft and less than 22 ft **,***      | 21.50 each way                             |
| 22 ft and less than 25 ft **,***      | 32.00 each way                             |
| 25 ft and less than 30 ft **,***      | 47.00 each way                             |
| 30 ft and less than 35 ft **,***      | 57.00 each way                             |
| 35 ft and less than 40 ft **,***      | 72.00 each way                             |
| 40 ft and less than 45 ft **,***      | 86.00 each way                             |
| 45 ft and less than 50 ft **,***      | 100.00 each way                            |
| 50 ft and less than 55 ft **,***      | 120.00 each way                            |
| 55 ft and less than 60 ft **,***      | 140.00 each way                            |
| 60 ft and less than 65 ft **,***      | 170.00 each way                            |
| 65 ft and less than 70 ft **,***      | 200.00 each way                            |
| 70 ft and less than 75 ft **,***      | 240.00 each way                            |
| 75 ft and less than 80 ft **,***      | 300.00 each way                            |
| Unit over 80 ft                       | 330.00 each way +\$12/ ft over 80 ft       |
| **Load on trailer over 17 ft          | 11.50 per gross ton (minimum chg)          |
| ***Trailer or load over 8 1/2 ft wide | double vehicle and trailer charge each way |

**Camper, camping trailer, pick-up with camper, self propelled motor home or converted bus, fifth wheel camper (length overall including hitch, extended load) A self propelled motor home towing a trailer is treated as two units for length purposes \*, \*\***

|                                       |                                   |
|---------------------------------------|-----------------------------------|
| Less than 17 ft in length             | 26.00 each way                    |
| 17 ft and less than 22 ft             | 38.00 each way                    |
| 22 ft and less than 25 ft             | 55.00 each way                    |
| 25 ft and less than 30 ft             | 70.00 each way                    |
| 30 ft and less than 35 ft             | 85.00 each way                    |
| 35 ft and less than 40 ft             | 100.00 each way                   |
| 40 ft and less than 45 ft             | 117.00 each way                   |
| 45 ft and less than 50 ft             | 138.00 each way                   |
| 50 ft and less than 55 ft             | 159.00 each way                   |
| 55 ft and less than 60 ft             | 180.00 each way                   |
| 60 ft and less than 65 ft             | 215.00 each way                   |
| **Load on trailer over 17 ft          | 11.50 per gross ton (minimum chg) |
| ***Trailer or load over 8 1/2 ft wide | 2X vehicle and trailer charge     |

**2023 MOBILE/MODULAR HOME (not including tow vehicle)\*,\*\***

|   |                             |
|---|-----------------------------|
| Less than 10 ft wide (over width load chg applied)                | 13.25 per ft length one way |
| 10 ft wide and less than 12 ft wide (over width load chg applied) | 16.75 per ft length one way |
| 12 ft wide and less than 14 ft wide (over width load chg applied) | 20.75 per ft length one way |
| More than 14 ft wide (over width load charge applied)             | 25.00 per ft length one way |

\*Trailer or load over 8 ½ ft wide 400.00 surcharge each way  
 \*\*Note: For rate purposes, the length of a trailer/mobile home includes everything from the back of the towing vehicle cab or front of hitch to the back of the unit/trailer being towed plus any extensions. The width of a mobile home includes the roof or trim piece overhang.

Exception...Storage Sheds (less than 20 ft long)  
 Truck/trailer charge for length of vehicle and any overhang beyond trailer + above per ft charge for shed length ((different \$ charge per ft length (based on width of shed/roof overhang))

**2023 BOAT ON TRAILER (length overall including hitch, extended load or motor) Verified with Minnesota boat weight chart**

|                                   | Boat (load on trailer) + | Trailer fare =  | Total Charge |
|-----------------------------------|--------------------------|-----------------|--------------|
| Less than 17 ft long *            | first ton free           | 14.50 each way  | 14.50 1 way  |
| 17 ft and less than 22 ft **, *** | 1 ton (\$11.50) each way | 21.50 each way  | 33.00 1 way  |
| 22 ft and less than 25 ft **, *** | 1 ton (\$11.50) each way | 32.00 each way  | 43.50 1 way  |
| 25 ft and less than 30 ft **, *** | 2 ton (\$23.00) each way | 47.00 each way  | 70.00 1 way  |
| 30 ft and less than 35 ft **, *** | 2 ton (\$23.00) each way | 57.00 each way  | 80.00 1 way  |
| 35 ft and less than 40 ft **, *** | 3 ton (\$34.50) each way | 72.00 each way  | 106.50 1 way |
| 40 ft and less than 45 ft **, *** | 3 ton (\$34.50) each way | 86.00 each way  | 120.50 1 way |
| 45 ft and less than 50 ft **, *** | 4 ton (\$46.00) each way | 100.00 each way | 146.00 1 way |
| 50 ft and less than 55 ft **, *** | 5 ton (\$57.50) each way | 120.00 each way | 177.50 1 way |
| 55 ft and less than 60 ft **, *** | 6 ton (\$69.00) each way | 140.00 each way | 209.00 1 way |

\*Load on trailer less than 17 ft, first ton is free  
 \*\*Load on trailer over 17 ft, no free ton (load) 11.50 per gross ton (minimum charge)  
 \*\*\*Trailer or loads over 8 1/2 ft wide 2X vehicle, boat and trailer charge

**Special Trips:**  
 Beginning after 7:00 AM or ending before 9:30 PM, or during regularly scheduled operation (whichever is earlier) fare plus \$450.00.

Before or after above time parameter fare plus \$650.00.

**2023 FREIGHT ON VEHICLES (one way)****RATE**

In addition to regular vehicle charges:

Misc. freight on trucks not listed below

11.50 per ton

**Food/Beverage/Ice**

Truck up to 22 ft

Truck 22 ft and less than 35 ft

Truck 35 ft or longer

No charge for food/beverage freight

30.00 one-way charge for food/beverage freight

40.00 one-way charge for food/beverage freight

Redi mix

23.00 per yd

Powdered cement

14.75 per ton

Gravel/rock/sand

18.00 per yd

Asphalt

18.00 per yd

Wood chips/soil/limestone

15.75 per yd

Wood logs

23.00 per cord

Livestock (In addition to vehicle or trailer charge, first animal free)

11.50 per head

**FREIGHT ON DECK (to or from Island\*) (Minimum Charge \$5.25)**

All freight except as otherwise provided herein

5.25 per 100 lb.

Envelope

5.25 ea.

Cigarettes

12.00 min charge

Kegs

11.00 ea

Liquor

5.00 per case

**Beverages**

3.25 per case

Pop pre-mix / CO2 cylinders/5 gallon water bottles (roundtrip charge made in Bayfield)

7.50 each

Linen (roundtrip charge made in Bayfield)

11.00/100 lb

Bread

1.25 per crate

Lumber / building materials

10.00 per 100 lb.

Furniture / countertop / cabinets / mattress / box spring / appliance

19.00 per piece or box

Non-Routine loading of freight

Carriage of deck freight requiring handling

100.00 minimum

100.00/crew person hr.

**\*Note: Customers will be charged for empty freight/food containers going back to Bayfield**

LIQUID IN TANK TRUCKS (gasoline, fuel oil, road oil, propane, sewage) .06 per gal

(Plus a charge for the truck and driver will be added round trip, at regular rates, to the total charge for the liquid in the tank.)

The minimum charge on gasoline or propane loads shall be \$450.00 round trip.

This only applies when the vehicle, driver and load round trip do not exceed \$450.00.

**2023 POWER COMPANY RATES (one way)****RATE****PASSENGER**

|  |                |
|--|----------------|
| Automobiles (drivers extra) (less than 19 ft in length)          | 8.50 each way  |
| Passenger trucks/SUV (drivers extra) (less than 19 ft in length) | 14.50 each way |

**TRUCK (22 ft maximum overall length includes hitch, trailer, extended load, or machinery)**

|  |                |
|--|----------------|
| Pickup with crew cab(less than 22 ft)*       | 14.50 each way |
| Pickup with dual rear axle(less than 22 ft)* | 21.50 each way |

\*Plus front or back racks/boxes/attached plow (including extensions over 3 feet in length) 6.50 each way

|  |                 |
|--|-----------------|
| Power company truck 22 ft and less than 25 ft**; *** | 52.00 each way  |
| Power company truck 25 ft and less than 30 ft**; *** | 67.00 each way  |
| Power company truck 30 ft and less than 35 ft**; *** | 85.00 each way  |
| Power company truck 35 ft and less than 40 ft**; *** | 103.00 each way |
| Power company truck 40 ft and less than 45 ft**; *** | 121.00 each way |
| Power company truck 45 ft and less than 50 ft**; *** | 139.00 each way |

\*\* Plus load

11.50 per gross ton(minimum charge)  
2X vehicle and trailer charge

\*\*\*Loads over 8 1/2 ft wide

Heavy Equipment, Graders, Ditch diggers etc.

11.50 per gross ton

**TRAILER (Utility, length overall including hitch, extended load, or machinery)**

|                                   |                 |
|-----------------------------------|-----------------|
| 17 ft and less than 22 ft *       | 37.00 each way  |
| 22 ft and less than 25 ft **, *** | 52.00 each way  |
| 25 ft and less than 30 ft **, *** | 67.00 each way  |
| 30 ft and less than 35 ft **, *** | 85.00 each way  |
| 35 ft and less than 40 ft **, *** | 103.00 each way |
| 40 ft and less than 45 ft **, *** | 121.00 each way |

\*Load on trailer less than 17 ft

First ton free

\*\*Load on trailer 17 ft and over

11.50 per gross ton(minimum charge)

\*\*\*Trailer or loads over 8 1/2 ft wide

Note: In Addition to the rates shown above relating to the transportation of motor vehicles and trailer, a service charge of \$8.50 per unit shall be made, each way, when the unit is not accompanied by fare paying passenger(s)

**SPECIAL TRIPS**

Beginning after 7:00 AM or ending before 9:30 PM, or during regularly scheduled operation (whichever is earlier) fare plus \$450.00. Before or after above time parameter fare plus \$650.00.

If it is necessary for the crew to wait for the customer after the agreed upon time or arrival at the pickup site a charge will be made as follows; first 15 minute lay over free, \$95.00 for each additional 15 minutes of lay over time.

## 2023 NFC CARDS FOR DISCOUNT TRAVEL

Madeline Island Ferry Line has transitioned from multi-ride paper ticket books to NFC cards. The following cards are available for purchase (or recharging with additional \$). NFC card monies may also be used for full rate cash ticket transactions. The charge for a new NFC card or to void a lost card will be \$5.00.

| Type/Minimum purchase or                            | \$ One Way ticket             |   |
|---|-------------------------------|---|
| Recharge/color                                      | 7.50 1W passenger*            |   |
| Reg passenger (\$120/pink)                          | 7.35 1W passenger**           | Passenger rate is same on pink, blue and yellow cards |
|   | 7.10 1W passenger***          |   |
| Reg passenger car (max 19 ft) (\$240/blue)          | 14.25 1W car****, ^           |   |
|   | 13.75 1W car*****, ^          |   |
|   | 12.60 1W car*****, ^          |   |
|   | 12.10 1W car*****, ^          |   |
| Reg passenger compact car(max 17 ft) (\$240/yellow) | 13.65 1W compact car****, ^^  |   |
|   | 13.15 1W compact car*****, ^^ |   |
|   | 12.00 1W compact car*****, ^^ |   |
|   | 11.50 1W compact car*****, ^^ |   |
| Senior passenger w/car (max 19 ft) (\$240/green)    | 7.35 1W passenger*            |   |
|   | 7.10 1W passenger**           |   |
|   | 6.85 1W passenger***          |   |
|   | 13.40 1W senior car****, ^    |   |
|   | 12.90 1W senior car*****, ^   |   |
|   | 11.75 1W senior car*****, ^   |   |
|   | 11.30 1W senior car*****, ^   |   |

\*Regular, Compact and Senior 1 Way passenger rates for use (after noon on Thursday, after 10 am on Friday through Sunday) the Thursday before Memorial Day through Fallfest (third full w/e in October).

\*\*Regular, Compact and Senior 1 Way passenger rates for use Thursday before Memorial Day through Fallfest (third full w/e in October).

\*\*\*Regular, Compact and Senior 1 Way Passenger rates for use weeklong, the Monday after Fallfest (third full w/e in October) through Wednesday before Memorial Day.

\*\*\*\*Regular, Compact and Senior 1 Way car rates for use (after noon on Thursday, after 10 am on Friday through Sunday) the Thursday before Memorial Day through Fallfest (third full w/e in October).

\*\*\*\*\*Regular, Compact and Senior 1 Way car rates for use Thursday before Memorial Day through Tuesday after Labor Day.

\*\*\*\*\*Regular, Compact and Senior 1 Way car rates for post summer use, Wednesday after Labor Day through Fallfest (third full w/e in October).

\*\*\*\*\* Regular, Compact and Senior 1 Way car rates for use weeklong, the Monday after Fallfest (third full w/e in October) through the Wednesday before Memorial Day w/e.

^Car (passenger automobile less than 19 ft in length)

^^Compact car\* (passenger automobile less than 17 ft in length)

The above Regular Passenger, Regular Passenger w/car and Regular passenger w/compact car NFC cards may be purchased and used year round. These tickets are for individual family member or car use only and may not be used by groups. The permissible passenger cars lengths are listed above. Only trailers (less than 17 ft in length) priced at \$14.50 each way are eligible for NFC card (discount) travel.

Passenger rate is the same for pink, yellow and blue NFC cards.

Any person 65 years of age or older may purchase a Senior passenger w/car NFC card. The above tickets are not sold during the period June 28 - September 8, but may be used year round. These tickets are for the use of the above individual and his/her spouse (and car) only. Groups may not use these tickets. Senior tickets are available for purchase in Island office only.



## FUEL AND WINTER SURCHARGE 2023

Madeline Island Ferry Line may add the following fuel surcharge when ferry fuel cost rises to or above \$3.75/gal. This surcharge will be dropped when the fuel cost drops below \$3.75/gallon.

|   |                      |
|---|----------------------|
| Automobiles/passenger trucks (<19 ft in length)   | 1.00 each way        |
| \$21.50 trucks or trailers and 17<22 ft trailers  | 1.75 each way        |
| Trucks, buses, motorhomes, trailer or tractor trailer combinations<br>22 ft and less than 25 ft in length | 2.25 each way        |
| Trucks, buses, motorhomes, trailer or tractor trailer combinations<br>25 ft and less than 35 ft in length | 2.75 each way        |
| Trucks, buses, motorhomes, trailer or tractor trailer combinations<br>35 ft and less than 55 ft in length | 4.00 each way        |
| Trucks, buses, motorhomes, trailer or tractor trailer combinations<br>55 ft in length and over            | 9.50 each way        |
| Mobile/modular homes (not including tow vehicle)  | 1.25 per foot length |

Madeline Island Ferry Line may increase to the following fuel surcharge when ferry fuel cost rises to or above \$4.25/gal. This surcharge will be dropped when the fuel cost drops below \$4.25/gallon

|   |                      |
|---|----------------------|
| Automobiles/passenger trucks (<19 feet in length)   | 1.50 each way        |
| \$21.50 trucks or trailers and 17<22 ft trailers  | 2.00 each way        |
| Trucks, buses, motorhomes, trailer or tractor trailer combinations<br>22 ft and less than 25 ft in length | 2.50 each way        |
| Trucks, buses, motorhomes, trailer or tractor trailer combinations<br>25 ft and less than 35 ft in length | 3.00 each way        |
| Trucks, buses, motorhomes, trailer or tractor trailer combinations<br>35 ft and less than 55 ft in length | 7.00 each way        |
| Trucks, buses, motorhomes, trailer or tractor trailer combinations<br>55 ft in length and over            | 16.00 each way       |
| Mobile/modular homes (not including tow vehicle)  | 1.50 per foot length |
| Load  | .50 per ton          |

Madeline Island Ferry Line may increase to the following fuel surcharge (plus the surcharge immediately above) when ferry fuel cost rises to or above \$4.25/gal. This surcharge will be dropped when the fuel cost drops below \$4.25/ gallon.

|                                  |              |
|----------------------------------|--------------|
| Passenger (all forms of payment) | .50 each way |
|----------------------------------|--------------|

## WINTER OPERATIONS SURCHARGE (December 21 through April 15)

Madeline Island Ferry Line will add the following surcharge (all forms of payment) when operating between December 21 and April 15. Winter Operation Surcharge is an additional charge to the fuel surcharge in effect.

|   |               |
|---|---------------|
| Passenger (all forms of payment)                                  | .50 each way  |
| Automobiles/passenger trucks (<19 ft in length)                   | 1.00 each way |
| Trailer < 17 ft (Not eligible for NFC discount rate vehicle card) | 3.00 each way |
| \$ 21.50 trucks or trailers and 17<22 ft trailers                 | 4.00 each way |

Trucks, buses, motorhomes, trailer or tractor trailer combinations

|  |                |
|--|----------------|
| Truck or van (<25 ft) higher than 6 1/2 ft (sprinter type or with roof rack)<br>(Vehicle not eligible for NFC discount rate) | 5.00 each way  |
| Trucks, buses, motorhomes, trailer or tractor trailer combinations<br>22 ft and less than 25 ft in length                    | 7.00 each way  |
| Trucks, buses, motorhomes, trailer or tractor trailer combinations<br>25 ft and less than 30 ft in length                    | 10.00 each way |
| Trucks, buses, motorhomes, trailer or tractor trailer combinations<br>30 ft and less than 35 ft in length                    | 15.00 each way |

|   |                |
|---|----------------|
| Trucks, buses, motorhomes, trailer or tractor trailer combinations<br>35 ft and less than 40 ft in length | 20.00 each way |
| Trucks, buses, motorhomes, trailer or tractor trailer combinations<br>40 ft and less than 45 ft in length | 25.00 each way |
| Trucks, buses, motorhomes, trailer or tractor trailer combinations<br>45 ft and less than 50 ft in length | 35.00 each way |
| Trucks, buses, motorhomes, trailer or tractor trailer combinations<br>50 ft and less than 55 ft in length | 45.00 each way |
| Trucks, buses, motorhomes, trailer or tractor trailer combinations<br>55 ft in length and over            | 55.00 each way |

**MADELINE ISLAND FERRY LINE, INC.  
2023-2024 PARCEL DELIVERY RATES**

|  |                       |
|--|-----------------------|
| <b>Book bin or parcel less than 54 combined inches and less than 20 lbs.</b>             | <b>\$7.50 each</b>    |
| <b>Parcel larger than 54 combined inches and more than 20 lbs. but less than 40 lbs.</b> | <b>\$10.00 each</b>   |
| <b>Parcel larger than 108 combined inches or more than 40 lbs.</b>                       | <b>\$14.00 each</b>   |
| <b>Scans of signed delivery sheets</b>   | <b>\$.35 per page</b> |
| <b>Single rate for multiple undifferentiated parcels</b>                                 | <b>\$10.25 each</b>   |